

[About our prospectus](#)

Welcome to MyChoice16, your Online Careers Gateway.

MyChoice16 is an online prospectus and application system for young people to apply to school sixth forms, colleges and training providers.

Anyone can browse the prospectus to find out more about courses and opportunities, but to make an application you will need your log in details.

[Browse Courses >](#)[Login >](#)

Upcoming Events

Keep an eye out for upcoming open days and evenings as well as any other special activities going on in the area.



📅 September 27, 2023
17:30 - 20:30

College of West Anglia - A-Level Open Evening - King's Lynn campus

College of West Anglia (King's Lynn campus)



📅 October 7, 2023
09:00 - 12:30

College of West Anglia - Open Morning - King's Lynn campus

College of West Anglia (King's Lynn campus)



📅 October 7, 2023
09:00 - 12:30

College of West Anglia - Open Morning - Sports campus

College of West Anglia (Sports Campus)



Your Account

Get the most out of all the MyChoice16 services you use.

Welcome back, Janet

What do you want to do today?

Apply

You need to fully complete both your profile and next steps before you can make an application.

Your profile

A record of your information.

Status incomplete

[Update your details](#) >

Intended Destination

Where you plan to go after year 11?

Status complete

[Change destination](#) >

Your Applications

Management centre.

[Create or Review applications](#) >

Tools

This is where you can access additional packages.

Message centre

You have **1 new message**.

[Create a new message](#) >

[View your inbox](#) >

Your favourites

Add and remove saved courses.

[Manage your list \(28\)](#) >

Privacy & personalisation

Your data and preferences that help make our services more useful to you.

Account Settings

[View your options](#) >

Privacy Settings

[View your options](#) >

At a glance...

Everything you need to know about in one handy place.

1

Messages

You have new messages to read

1

Your Profile

Only 1 more section left to complete your profile



Your profile

Your individual user information that is used for creating your applications.

[← Back to your account](#)

This is all about you, Janet.

In order to complete your profile, please work through and complete each of the sections.

Personal Details

Please make sure your personal email address is correct so that you can be contacted by the provider when you leave school

Status complete

[Update details >](#)

Address

Information about where you live.

Status complete

[Update details >](#)

Health

Information given on this section will not affect your application, but will ensure that you are supported by the provider. Please check the drop down list by clicking Yes - if nothing applies then click No.

Status complete

[Update details >](#)

Parental Information

Contact details of your parent, carer or guardian.

Status complete

[Update details >](#)

Your qualifications

List all your qualifications from secondary education onwards.

Status incomplete

[Update details >](#)

Work Experience

This section is all about the work experience you have had, including any part time jobs, and references.

Status complete

[Update details >](#)

Your personal statement

Your personal statement helps us to learn about you; what your hobbies and interests are and what you might want to do after year 13 - we can get to know you, before we meet you!

Status complete

[Update details >](#)

Equality and Diversity

This section is all about who you are and what you believe.

Status complete

[Update details >](#)

What's next?

Once your profile is complete you can create an application or use your other tools.

Print your profile

[Create a PDF >](#)

Add courses to favourites

[Search courses >](#)

Create an application

[Create/View applications >](#)

Message centre

[View your messages >](#)

The profile is the main part of any application and will be attached to different courses for each college application

It is really important that every part of your profile is completed accurately, especially contact emails and phone numbers after leaving the school.

Your qualifications will be uploaded by the school so there are 7 areas of your profile that must be completed before an application is sent on.

[← Back to your profile](#)

Personal Details

This section covers information about you.

Forename(s) *

Surname (family name) *

Preferred First Name

Preferred Last Name

Date Of Birth

For example, 12 10 2004

Day

Month

Year

Home Phone No.

Personal Phone No.

Personal Email Address *

School Email Address

Sex

Gender Identity

At a glance...

How much have you completed?

✓	Personal Details
✓	Address
✓	Health
✓	Parental Information
✗	Your qualifications
✓	Work Experience
✓	Your personal statement
✓	Equality and Diversity



At a glance

Shows the progress of your profile – a green tick = complete, a red cross = incomplete.

You can go back and change any part of your profile up until it is sent by the school.



[< Back to your profile](#)

Health

Information about your health.

Learning difficulty, disability or health problem *

Do you consider yourself to have any medical disability, learning difficulty or other health problem?

☒ Yes* ☐ No*

Please provide more details

- ☐ Asperger's syndrome
- ☐ Autism spectrum disorder
- ☐ Disability affecting mobility
- ☐ Dyscalculia
- ☐ Dyslexia
- ☐ Hearing impairment
- ☐ Mental health difficulty
- ☐ Moderate learning difficulty
- ☐ Not provided
- ☐ Other disability
- ☐ Other learning difficulty
- ☐ Other medical condition (for example epilepsy, asthma, diabetes)
- ☐ Other physical disability
- ☐ Other specific learning difficulty (e.g. Dyspraxia)
- ☐ Prefer not to say
- ☐ Profound complex disabilities
- ☐ Severe learning difficulty
- ☐ Social and emotional difficulties
- ☐ Speech, Language and Communication Needs
- ☐ Temporary disability after illness (for example post-viral) or accident
- ☐ Vision impairment

At a glance...

How much have you completed?

✓	Personal Details
✓	Address
✓	Health
✓	Parental Information
✗	Your qualifications
✓	Work Experience
✓	Your personal statement
✓	Equality and Diversity

It is really important that you click yes on the health section to make sure you identify any issues.

Colleges need to know this information in advance so that they can support you once enrolled.

This information will not influence your application in any way.



When you have completed your profile and destination section it is time to make your applications.

Next step is at the bottom of your profile page, and it gives you some options. If you are undecided, then take time to look through the courses on eprospectus and start to favourite the ones you are interested in.

If you know the courses you want to apply for then go straight to create an application



What's next?

Once your profile is complete you can create an application or use your other tools.

Print your profile	Add courses to favourites	Create an application	Message centre
Create a PDF >	Search courses >	Create/View applications >	View your messages >

Opportunities

Helping you to make the right choice.



Search for opportunities

What do you want to study?

Full time courses



Search



Full time courses

Browse our range of both vocational and academic courses and get your career off to a flying start.



Employer courses

Browse our range of work related courses



Provider apprenticeships

Browse our range of provider apprenticeship courses



Jobs

Browse our range of courses

Your Local Online Careers Gateway

We know it can sometimes be difficult to find what you are looking for, so if you have any questions or suggestions just ask and get in touch with us!



Useful links

[Information & Guidance](#)

[Opportunities](#)

[Labour Market Information](#)

[Get in touch](#)

Other websites

[Success at School](#)

[National Careers Service](#)

[Icould](#)



Full time courses

Course Finder

[< Back](#)

Search for courses

geography

Postcode (optional)



Distance (optional)

within 10 miles



Search

Enter either the postcode where you live or where you would like to travel from.

Not quite sure what you're looking for or where to start? Try searching...

By Provider

By Sector

By Qualification

By Level

By Area



Full time courses

Course listing

Showing 17 out of 17 available courses.

[< Back](#)

Filters

Select the type of course you're interested in to filter your results.

Search by keyword

POSTCODE

Enter either the postcode where you live or where you would like to travel from.

- Any Distance -

2023-2024

- All Areas -

- All Qualifications -

- All Sectors -

- All Levels -

- All Providers -



A Level Geography

The Oakes College Cambridge

GCE A/AS Level or Equivalent Level 3



A Level Geography

Bishop Laney Sixth Form

GCE A/AS Level or Equivalent Level 3



A Level Geography

Hills Road Sixth Form College

GCE A/AS Level or Equivalent Level 3



A Level Geography

St.Ivo Academy with Sixth Form

GCE A/AS Level or Equivalent Level 3



A Level Geography

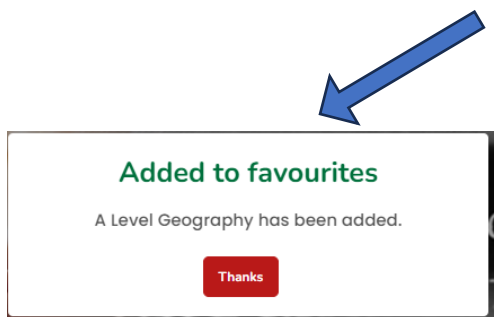
Abbey College Ramsey

GCE A/AS Level or Equivalent Not Set

The filter can be used to specify your search.

In this example all the geography courses on the prospectus can be viewed.





Each course will have the same information sections.

To make an application you must favourite courses that you are interested in. Click the blue heart.

These can be deleted and added to as you go along.

Or you can click apply and it will go straight into a draft application.



A Level Geography

The Oakes College Cambridge
Queen Edith's Way, Cambridge, Cambridgeshire, CB1 8NN

GCE A/AS Level or Equivalent Level 3



Available start dates

Monday, 02 September 2024

The Oakes College Cambridge 2 Year(s) Part of a full time programme

Daytime/working hours



Image gallery

Click on any image to enlarge.



Other Courses

- [A Level Art, Craft and Design](#)
- [A Level Biology](#)
- [A Level Business](#)
- [A Level Chemistry](#)
- [A Level Drama and Theatre](#)
- [A Level Economics](#)
- [A Level English Language and Literature](#)
- [A Level English Literature](#)
- [A Level Film Studies](#)



Your favourites

Add and remove saved courses.

Manage your list (29)



Favourites

[← Back to your account](#)

Compare and organise

These are the courses/opportunities you've added to your favourites list, grouped by provider.

Bishop Laney Sixth Form

A Level Geography Level 3 (01/09/2023)

View

Remove

A Level Chemistry Level 3 (01/09/2023)

View

Remove

A Level Art & Design (Fine Art) Level 3 (01/09/2023)

View

Remove

Cambridge Maths School

A Level Maths and Further Maths Level 3 (01/09/2023)

View

Remove

A Level Biology Level 3 (01/09/2023)

View

Remove

A Level Chemistry Level 3 (01/09/2023)

View

Remove

As you start to favourite courses, the system stores them under the colleges.

The favourite section can be used to add or delete courses following advice and guidance.

When you are ready to make the first application go to **Your Account – Create an Application**

Hi you've got this!

You can create a new application or review your existing applications.

Single Page Application

This is the most popular application and can be used for any provider.

Create a new one-page application

Other Applications

Record details of any applications you have made using an alternative method (e.g. college's own website, armed forces etc.)

Record an application

Activate Windows

Go to Settings to activate Windows.

Once a provider has been selected from the drop-down, all the favourites for that provider will appear

J [redacted] let's pick the provider you're applying to.
Choose from the list below.

[redacted] Sixth Form

Save and continue Cancel

Please Note - For your convenience we have added your favourites. Please remove any you do not want including on this application.

Your Course Choices
Double-check your course choice and order by preference (if necessary)

+ Add a course

1	A Level Art, Craft and Design (Level 3)	[redacted] Sixth Form	↑ ↓ 🗑️
2	A Level Biology (Level 3)	[redacted] Sixth Form	↑ ↓ 🗑️
3	A Level Business (Level 3)	[redacted] Sixth Form	↑ ↓ 🗑️

At this point more courses can be added, any can be deleted, and all courses can be prioritised

 let's pick the provider you're applying to.

Choose from the list below.

Please select...



Save and continue

Cancel

Your favourites are grouped by provider and will come up on the list when you make your first appliciaton.

 let's pick the provider you're applying to.

Choose from the list below.

Please select...



Please select...

Favourites

Cambourne Sixth Form

College of West Anglia

Others

Bishop Laney Sixth Form

Cambridge Academy for Science and Technology



Yo













Please Note – For your convenience we have added your favourites. Please remove any you do not want including on this application.

Your Course Choices

Double-check your course choice and order by preference (if necessary)

+ Add a course

1	A Level Chemistry (Level 3)	Cambourne Sixth Form	  
2	A Level Biology (Level 3)	Cambourne Sixth Form	  
3	A Level Design and Technology: Product Design (Level 3)	Cambourne Sixth Form	  

Why did you choose these courses?  *

Your favourited courses have been added but can be changed at any time up to sending.

This section flows on from the course choices and will form, the application to be sent- you can choose how this is presented.

The image displays two screenshots of a web form interface, illustrating different layout options for the application form. Red arrows point from the text above to the 'List' button in the first screenshot and the 'Grid' button in the second screenshot.

Top Screenshot (List View):

- Buttons: **Grid** and **List** (highlighted with a red arrow).
- Section: **Personal Details**
- Fields:
 - Forename(s) *
 - Surname (family name) *
 - Preferred First Name

Bottom Screenshot (Grid View):




- Buttons: **Grid** (highlighted with a red arrow) and **List**.
- Layout: Two columns.
- Left Column (Personal Details):
 - Forename(s) *
 - Surname (family name) *
- Right Column (Parental Information):
 - Title *
 - First Name *

Once an application has been sent to schools' hold, it can be reviewed by going back to applications at the bottom of the page

Existing applications


Check back often to see any changes.

Draft

	College of West Anglia (1223317) Finding Independence - Entry Level 1	Continue Delete PDF Envelope
	College of West Anglia (1223318) Finding Independence - Entry Level 1	Continue Delete PDF Envelope
	Cambourne Sixth Form (1224075) A Level Chemistry A Level Biology A Level Design and Technology Product Design	Continue Delete PDF Envelope

Messages can be sent and received by clicking on the envelope at the side of each application. An email alert will Show when a message has been sent.

Course Choices (in preference order)



1

A Level Art & Design (Fine Art) (Level 3)

2

A Level Chemistry (Level 3)

3

A Level Geography (Level 3)


Why have you chosen the course(s)?

لماذا اخترت هذا المساق؟

Edit Course Choices

Preference

Application Preference *



Please select if this provider is your first/second etc. choice, as a place to study the courses on this application

Please Select...



Additional support

Will you need support at your College interview? *

If you answer yes to this question, the college may contact you for further information

No



At the end of the application review process, you will be asked to preference your course choice with 1 being first.

You will also be asked to state your application preference. First choice college, second choice and so on.



Consent

Please note that if you do not consent your on-line application will not be shared and you will have to apply using a different format. Please contact the provider directly to find out more.

- ☐ I have read and give my explicit consent for the personal information about me that is saved on this site to be held by Cambridge County Council, and for this information to be shared with my existing and other educational institutions. This includes schools/academies, colleges and training providers to whom I apply. This data will be shared for the purposes described in, and processed in accordance with, The General Data Protection Regulation (GDPR) (EU) 2016/679 and the Data Protection Act 2018 [subject to Royal Assent], and outlined in the site's Privacy Notice. The information will only be processed for the purposes of training and education and the provision of grants and benefits.
- ☐ To fully support your progress, do you also give consent for your post-16 provider to provide your current school with information about you such as your enrolment with them, your course, qualifications achieved and your destination when you leave them?
- ☐ I have reviewed the application, I'm satisfied with the contents and wish to send it to the provider.

Send your application

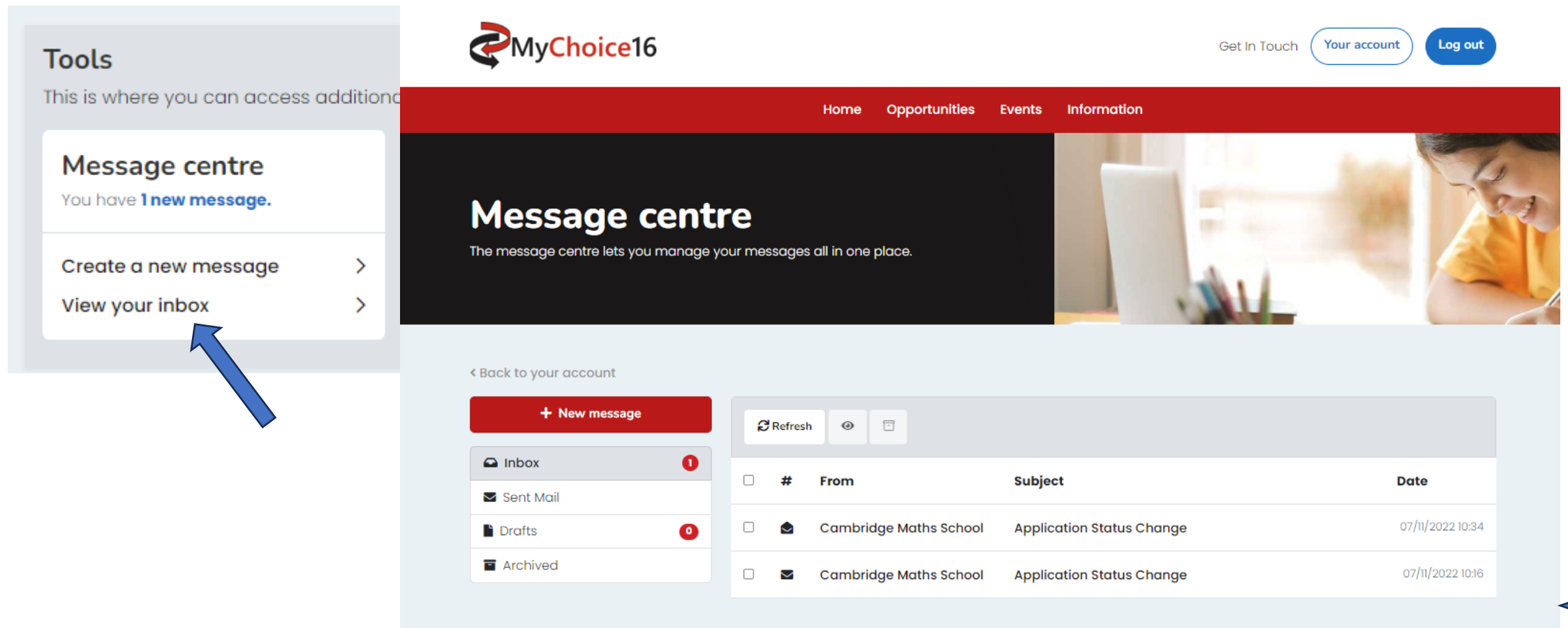
Cancel

You will be asked to give consent for 3 aspects of the application.

1. That you agree to sending your data to the colleges etc
2. That you agree to your school asking the college for any information on your progress.
3. That you are happy with your choices

- When you press the send button your application will not be sent to the college or sixth form.
- It will go into 'schools hold' and remain in the school system.
- This is to allow your form tutor to add a reference and for the staff at school to check that your application is accurate.
- All applications will be sent by your school.
- As you get responses to your applications you will be notified via email of any messages that need to be responded to about your application.

As you get responses to your applications you will be notified via email, and these can be seen in your messaging centre, in the tools section of your account



The screenshot shows the MyChoice16 website's messaging centre. A callout box on the left, titled 'Tools', contains a 'Message centre' section stating 'You have 1 new message.' Below this are two links: 'Create a new message' and 'View your inbox', both with right-pointing chevrons. A blue arrow points from the 'View your inbox' link to the main inbox list in the main content area. The main content area has a red header with navigation links: Home, Opportunities, Events, and Information. Below the header is a large 'Message centre' title with a subtitle: 'The message centre lets you manage your messages all in one place.' To the left of the message list is a sidebar with a '+ New message' button and a list of folders: Inbox (1), Sent Mail, Drafts (0), and Archived. The message list itself has a table with columns: #, From, Subject, and Date. It contains two messages from 'Cambridge Maths School' with the subject 'Application Status Change'.

Tools
This is where you can access additional tools

Message centre
You have **1 new message.**

Create a new message >

View your inbox >

MyChoice16 Get In Touch Your account Log out

Home Opportunities Events Information

Message centre
The message centre lets you manage your messages all in one place.

< Back to your account

+ New message

Inbox 1
Sent Mail
Drafts 0
Archived

	#	From	Subject	Date
<input type="checkbox"/>		Cambridge Maths School	Application Status Change	07/11/2022 10:34
<input type="checkbox"/>		Cambridge Maths School	Application Status Change	07/11/2022 10:36













In conclusion.....

When applications have been made, they can be viewed in the application section, and if there is a message connected to the application, the envelope on the right-hand side will indicate this. An application can be withdrawn at any time, but only if you are sure, that you do not want the application to go to the provider. Don't withdraw an application if there is just a change of course etc., as the post 16 centre can do this for you if you message them with the details. Only one application per provider.

Existing applications

Check back often to see any changes.

Draft

	<div>Bishop Laney Sixth Form (658907)</div> <div><div>A Level Art & Design (Fine Art)</div><div>A Level Chemistry</div><div>A Level Geography</div></div>	<div>Continue</div> <div></div> <div>PDF</div> <div></div>
	<div>Bishop Laney Sixth Form (658949)</div>	<div>Continue</div> <div></div> <div>PDF</div> <div></div>
	<div>Cambridge Maths School (658951)</div>	<div>Continue</div> <div></div> <div>PDF</div> <div></div>
	<div>Longsands Academy (658952)</div>	<div>Continue</div> <div></div> <div>PDF</div> <div></div>

